

CS 6 A

Sound projector

CS 6 A is a cylindrical sound projector made of strong ABS plastic. It features a 120 mm dynamic cone woofer (full range) which provides an excellent response for any frequency. It is suitable for several type of installation thanks to its transformer (50, 70, 100 V Line).

Features

- Sound projector with a cylindrical shape and dynamic cone woofer.
- Designed for large areas with important background (train stations, airports, etc.).
- Suitable for high impedance (50/70/100 V) voltage line installations with transformer.
- Made of strong ABS plastic to improve resistance.

CS 6 A



CS 30 A

Sound projector

This sound projector with a square shape is designed for large areas with important background noise (train stations, airports, etc.). It is made of strong ABS plastic to protect it from hits.

It features a 120 mm dynamic cone woofer which provides an excellent acoustic response for any frequency. It is suitable for several type of installation (50, 70, 100 V Line and 8 Ω low impedance connection).

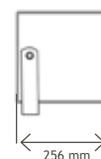
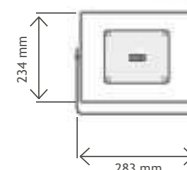
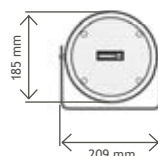
Features

- Sound projector with a square shape and dynamic cone woofer.
- Designed for large areas with important background (train stations, airports, etc.).
- Suitable for high impedance (50/70/100 V) voltage line installations.
- Made of strong ABS plastic to improve resistance.

CS 30 A



Technical data	CS 6 A
Type:	Full range sound projector.
Elements:	5" woofer.
Power taps (100 V line):	6 W (1k6 Ω) / 3 W (3k3 Ω) / 1.5 W (6k3 Ω).
Power taps (70 V line):	6 W (816 Ω).
Power taps (50 V line):	6 W (416 Ω).
Power taps (low impedance):	6 W at 8 Ω .
Frequency response:	150 Hz - 15 kHz.
Sensitivity (1W/1m):	98 dB.
Max. SPL:	105 dB.
IP range:	IP 46.
RAL colour code:	1002.
Material (housing):	ABS plastic.
Material (grille):	Powder coated iron mesh.
Dimensions (Ø x D):	185 x 200 mm.
Weight:	1.4 kg.



Technical data	CS 30 A
Type:	Full range sound projector.
Elements:	5" woofer.
Power taps (100 V line):	30 W (333 Ω) / 15 W (666 Ω) / 7.5 W (1k3 Ω).
Power taps (70 V line):	30 W (163 Ω).
Power taps (50 V line):	30 W (83 Ω).
Power taps (low impedance):	30 W at 8 Ω .
Frequency response:	125 Hz - 15 kHz.
Sensitivity (1W/1m):	101 dB.
Max. SPL:	115 dB.
IP range:	IP 46.
RAL colour code:	1002.
Material (housing):	ABS plastic.
Material (grille):	Powder coated iron mesh.
Dimensions (WxHxD):	283 x 234 x 256 mm.
Weight:	3.7 kg.